



## LOS NÚMEROS DEL 11 AL 15

OA N° 6: Emplear los números para contar, identificar y cuantificar hasta el número 5 e indicar orden y posición de algunos elementos en situaciones cotidianas.


Habilidad: Emplear los números

OA N° 7: Representar números y cantidades hasta el 5 en forma concreta, pictórica y simbólica.


Habilidad: Representar números y cantidades



# Repasa los siguientes números




once



# Repasa los siguientes números



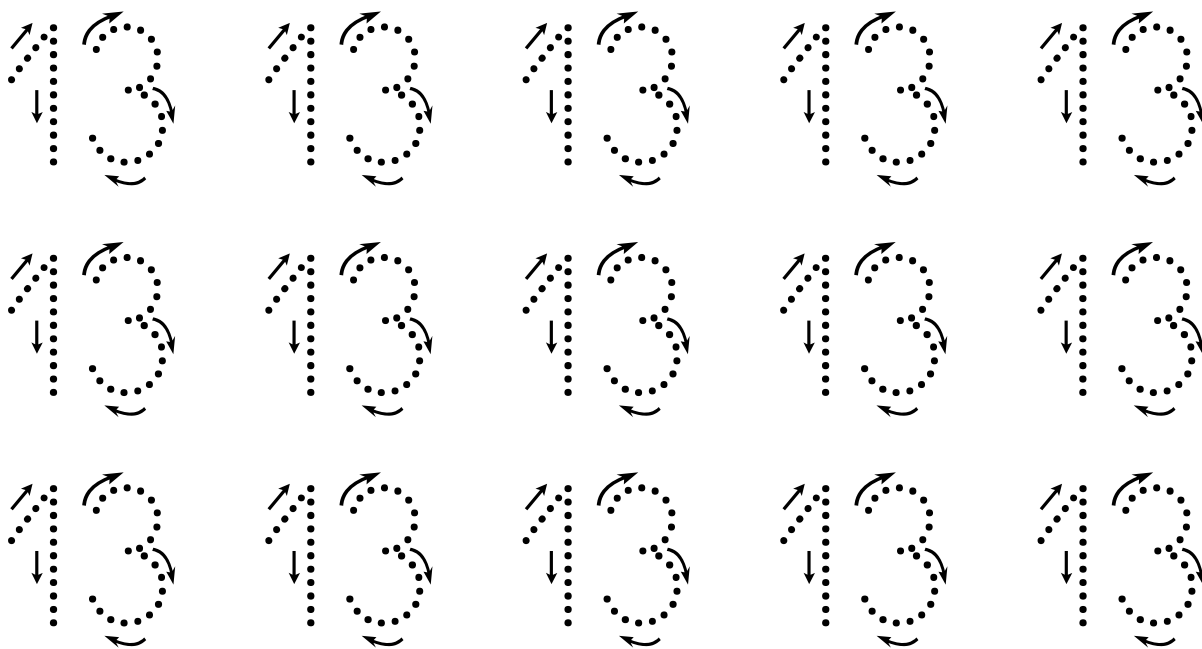
doce



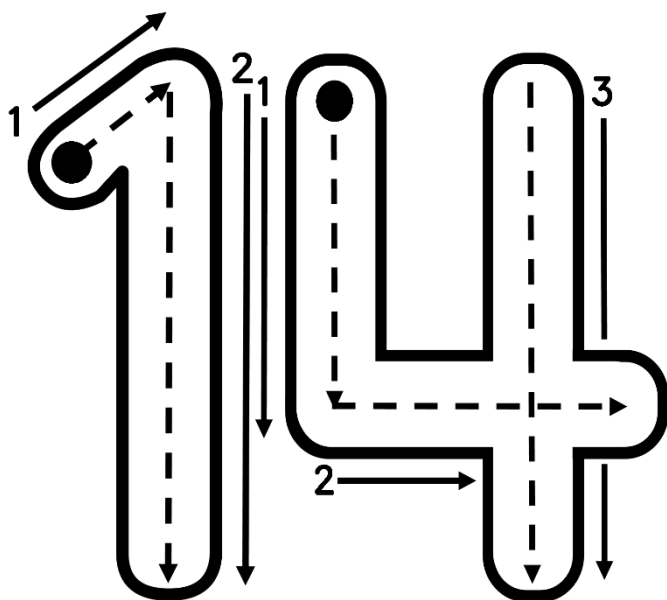
# Repasa los siguientes números



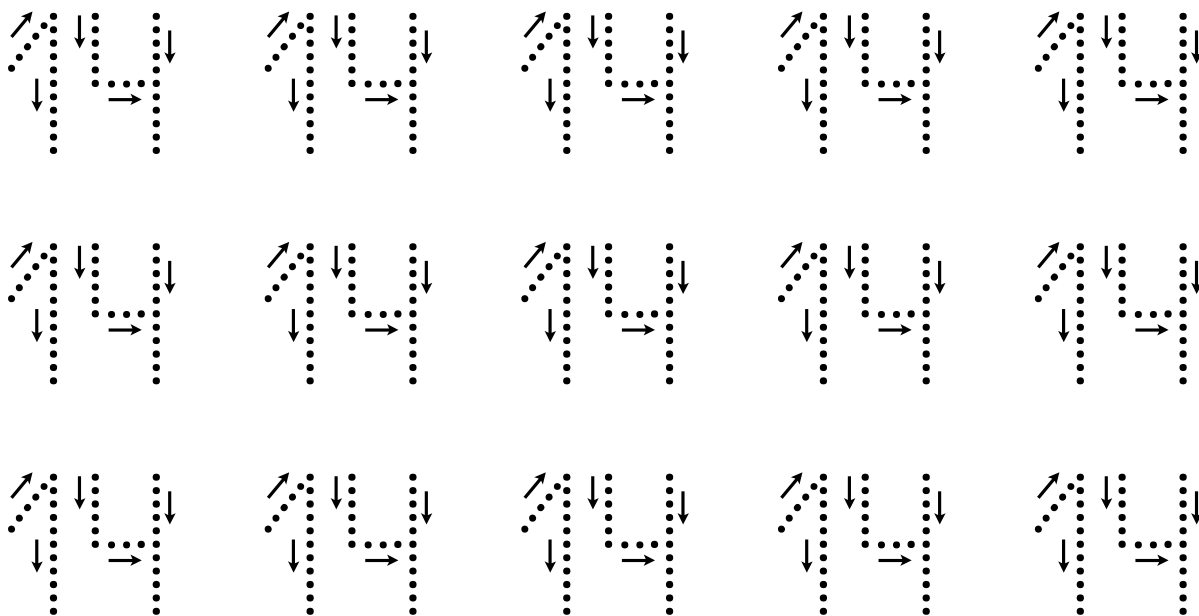
trece



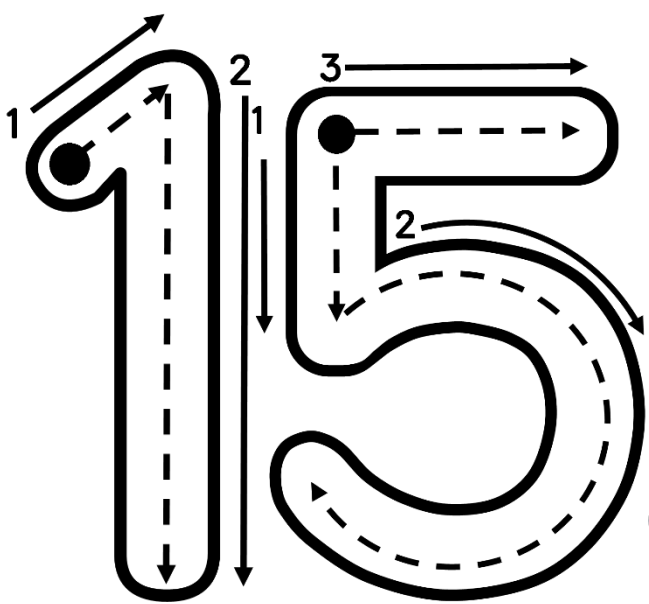
# Repasa los siguientes números



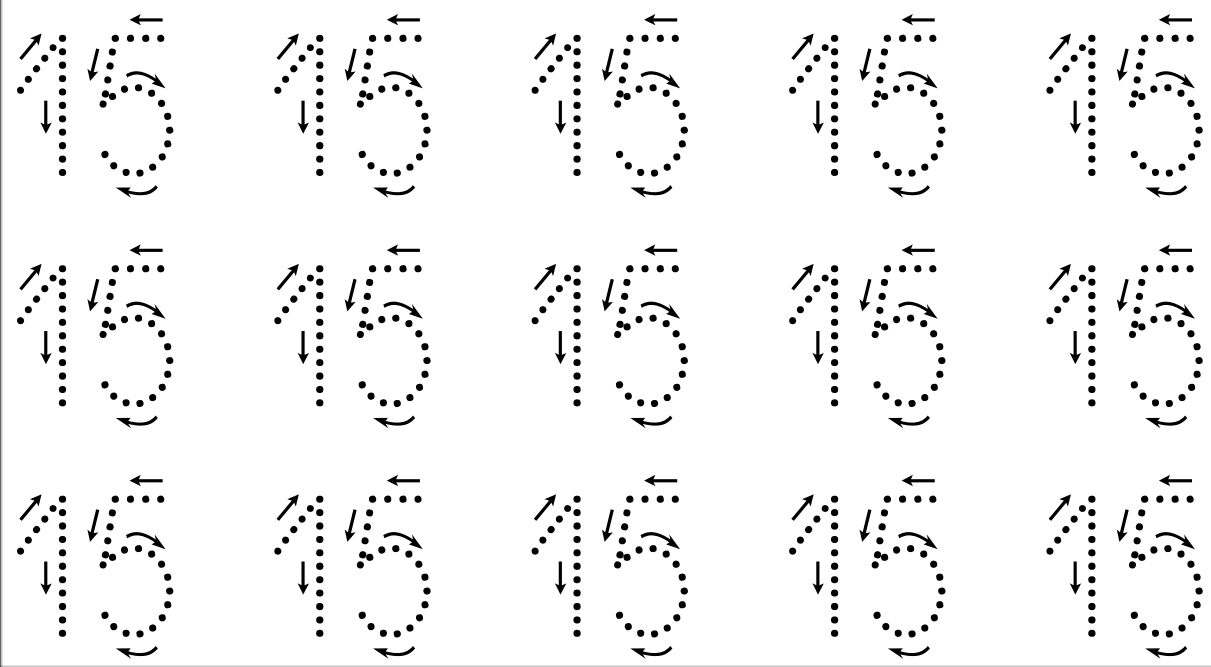
catorce



# Repasa los siguientes números



quince






# Roll &

Name \_\_\_\_\_

# Trace Numbers

Directions: Roll a dice. Trace a teen number from the column under that dice.



11

11

11

11

11

12

12

12

12

12

13

13

13

13

13

14

14

14

14

14

15

15

15

15

15

	11	1 1	1 1	1 1	1 1

	12	12	12	12	12

	13	13	13	13	13

	14	14	14	14	14

	15	15	15	15	15



Name \_\_\_\_\_

Skill Counting 15-15

Circle the correct number of objects.

11



12



13



14



15



Name \_\_\_\_\_

Cut the numbers and glue next to the quantity that is the same.


© 2017 Kool Kids of AZ


15	11	16	13	14	12
----	----	----	----	----	----



Name \_\_\_\_\_

# Firefly Counting Place Value

Directions: Count the ten and ones. Write the number.

A Planning Placeware product © 2018 by Amy Stearns

11

12

13

14

15

	13    15    14
--	----------------

	16    13    15
--	----------------

	15    14    13
--	----------------

	15    14    13
--	----------------

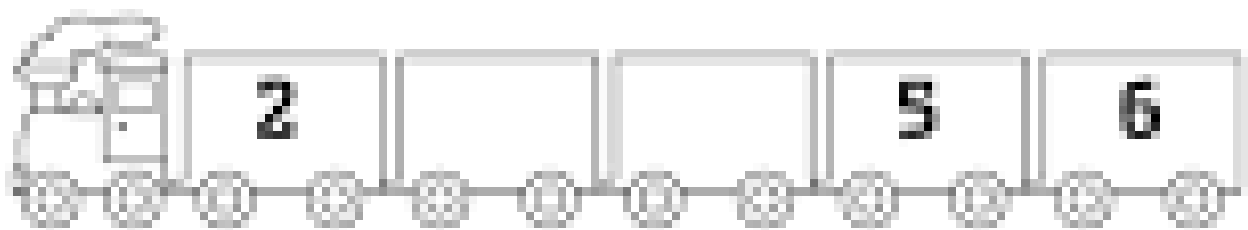
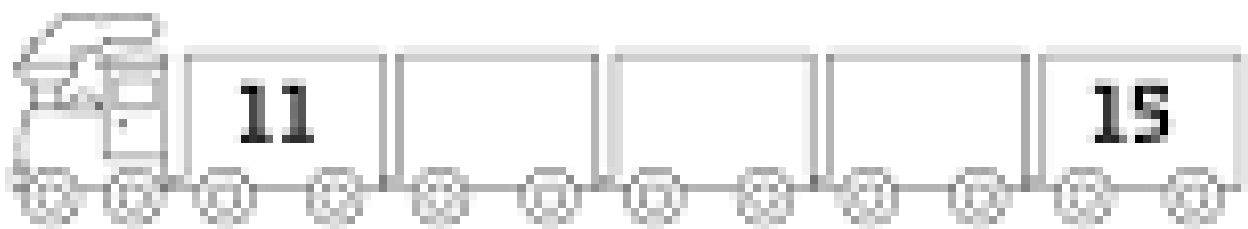


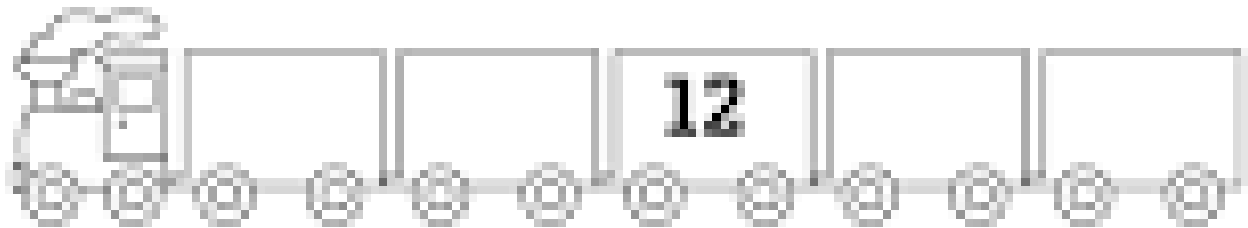
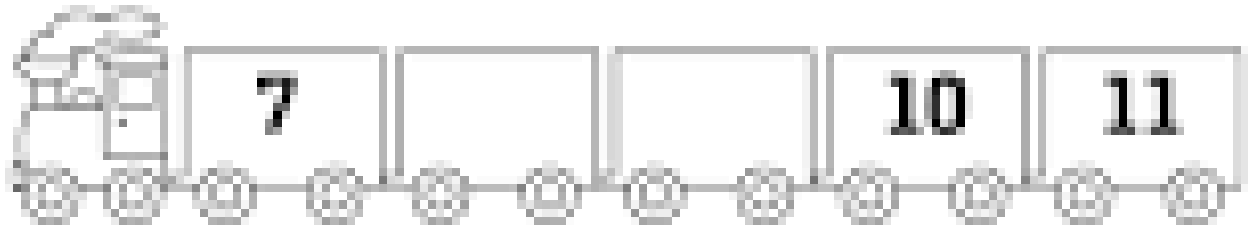
# A contar . . .

\* Colorea la cantidad de elementos que te indica el número.

15	13	12	14

## ¿Qué números faltan?

Escribe los números que faltan en cada tren.



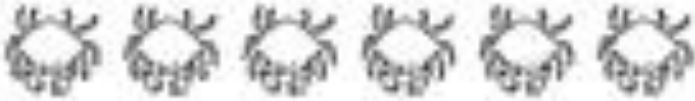
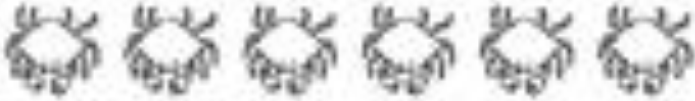








Name \_\_\_\_\_

Skill: Counting 11-15


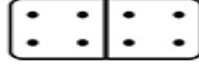
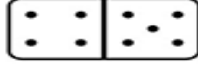
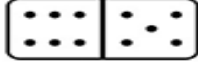
Count the number of objects in each row.

Circle the correct numeral.

11 12 13	
14 15	
11 12 13	
14 15	
11 12 13	
14 15	
11 12 13	
14 15	
11 12 13	
14 15	



Empareja cada número con la ficha de dominó correspondiente:



9


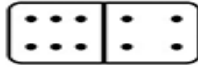
12

8

11



Empareja cada número con la ficha de dominó correspondiente:



2

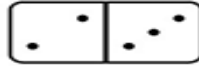
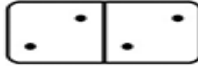
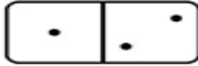
7

10

1



Empareja cada número con la ficha de dominó correspondiente:




6

5

3



4









# NÚMEROS DEL 11 AL 15

Completa la serie numérica con las fichas de abajo para que el astronauta pueda llegar a los distintos planetas.

	11		13	14	15	
---	----	--	----	----	----	---

		12		14	15	
--	--	----	--	----	----	--


	11		13		15	
---	----	--	----	--	----	---

	11	12		14		
---	----	----	--	----	--	---

13	12	14	12	11	15	13
----	----	----	----	----	----	----

# El que va antes y después

Instrucciones: en cada espacio escribe el número que va antes y el que sigue después, observa el ejemplo



9	10	11
---	----	----

	16	
--	----	--

	13	
--	----	--



	19	
--	----	--

	7	
--	---	--

	15	
--	----	--

	12	
--	----	--

	8	
--	---	--





name: \_\_\_\_\_



# COLOUR BY **NUMBERS**

11

12

13

14

15

